

POLAR ADVENTURES

Schiffs- und Flug- Expeditionen
in Arktis und Antarktis



Antarktis Flug-Expeditionen

EMPEROR PENGUINS

**Besuch der Kaiserpinguin-Kolonie
in der Gould-Bucht**

ex Punta Arenas / Chile

via Basecamp Union Glaciar

POLARADVENTURES Schiffs- und Flug-Expeditionen in Arktis und Antarktis

Reiseagentur Heinrich-Böll-Str. 40 * D-21335 Lüneburg * Deutschland

Tel +49-4131- 223474 Fax +49-4131-54255 infos@polaradventures.de www.polaradventures.de

POLAR ADVENTURES

Schiffs- und Flug- Expeditionen
in Arktis und Antarktis

Saison 2025-26

Veranstalter Direkt-Angebote

**ab-bis Punta Arenas (Chile)
für individuelle Planungen**

**alle Abfahrten der Saison inkl.
englischsprachiger Termine**

ANTARCTIC LOGISTICS & EXPEDITIONS EXPERIENCES



November 2025 to January 2026

Prices are subject to change, particularly as fuel prices fluctuate. Please see pricing note below.

Experience and Dates Offered	Code	Number of Days	Price (USD)
Mount Vinson		12 or 13 days	\$56,200
November 26 – December 7, 2025	VINS1		
December 7 – December 18, 2025	VINS2		
December 18 – December 30, 2025	VINS3		
December 30, 2025 – January 10, 2026	VINS4		
January 10 – January 21, 2026	VINS5		
South Pole Flight		6 days	\$64,800
December 30, 2025 – January 4, 2026	SPF1		
January 16, 2026 – January 21, 2026	SPF4		
South Pole Overnight at Three Glaciers Retreat		7 days	\$85,400
January 4 – January 10, 2026	SPFO2 3GR		
South Pole Overnight		7 days	\$73,300
January 10 – January 16, 2026	SPFO3		
Emperor Penguins		9 days	\$62,700
November 18 - November 26, 2025	EMPS1		
November 26 – December 4, 2025	EMPS2		
Emperors & Explorers		9 days	\$95,900
December 4 – December 12, 2025	EMPX3		
Ski Last Degree		12 or 13 days	\$81,113
December 7 – December 18, 2025	LDG1		
December 18 – December 30, 2025	LDG2		
January 4 – January 16, 2026	LDG3		
Antarctic Odyssey		5 days	\$32,500
December 14 – December 18, 2025	AOD1		
Custom dates available upon inquiry			

Experience and Dates Offered	Code	Number of Days	Price (USD)
Climb Antarctica		13 days	\$38,950
Inquire for Dates Pricing reflects a minimum of 2 guests to 1 guide, please inquire further for 1:1 pricing	CLIMB1		
Ski Antarctica		13 days	\$38,950
Inquire for Dates Pricing reflects a minimum of 2 guests to 1 guide, please inquire further for 1:1 pricing	SKI1		
The Antarctic Loppet		5 days	Please Inquire
Inquire for Dates	LPT		
Mount Sidley		12 days	\$75,164
January 10 – January 21, 2026	SIDLEY1		
Ski South Pole-Hercules		60 days	\$91,928
November 18, 2025 – January 16, 2026	SKSP-HI		
Ski South Pole-Messner		54 days	\$88,683
November 18, 2025 – January 10, 2026	SKSP-ME		
Ski South Pole-Axel Heiberg		48 days	
Inquire for Dates Special requirements, inquire about pricing	SKSP-AH		
Skydive Antarctica		7 days	\$35,690
January 4 - January 10, 2026	SKYD1		
Three Glaciers Retreat		Custom	
Custom itineraries and pricing available upon inquiry	3GR		

Custom Experiences: Our scheduled itineraries are just a starting point. You can combine trips, add-on scenic flights, or tailor activities to match your interests. Please contact us to discuss the options.

Pricing Note: Prices shown are based on fuel costs as of January 1, 2026. We reserve the right to add a fuel surcharge in the event of significant increases in the price of aviation kerosene. Given the current volatility of fuel prices, please anticipate this possibility.

Deposits: A deposit of \$5000 (USD) per person is required to reserve space on any experience. Deposits are refundable up to 90 days prior to departure, less a \$1000 (USD) per person processing fee.*

Cancellation: We strongly advise you to acquire cancellation insurance for your experience. Please refer to our [Terms & Conditions](#)* for our full cancellation policy.

* Different Terms & Conditions apply to group bookings, based on the chosen experience and size of group.



EMPEROR PENGUINS

A PHOTOGRAPHER'S PARADISE

Immerse yourself in the sights and sounds of the Gould Bay Emperor Penguin Colony on the remote coast of the Weddell Sea. Camp on the same sea ice where thousands of birds come to raise and feed their young. Photograph majestic emperors and their chicks against a spectacular backdrop of ice cliffs, pressure ridges, and icebergs. Spot petrels and seals amongst the endless white expanse. Fall asleep to a chorus of trumpeting calls and wake to find curious penguins outside your tent.

Our remote field camp offers you unparalleled access to the emperors as you witness their amazing adaptations to the Antarctic environment alongside our expert guides.



ITINERARY



Arrival Day
Punta Arenas, Chile



Pre-departure Days
Gear check. Flight Check-in
and Baggage Drop-off
Welcome and Safety Briefing



Day 1
Fly to Antarctica



Day 2
Explore Union Glacier



Day 3
Fly to Emperor Colony



Day 4-6
Live with the Emperors



Day 7
Return to Union Glacier



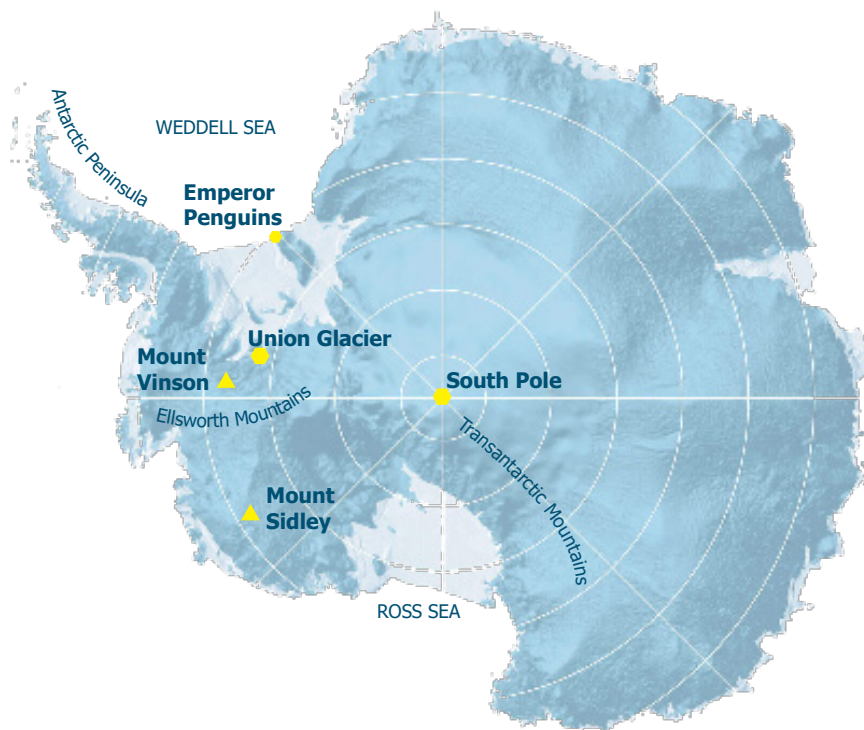
Day 8
Explore Union Glacier




Day 9
Return to Chile



Flexible Departure Day
Fly Home



 All itineraries are subject to change based on weather and flight conditions.



ARRIVAL IN PUNTA ARENAS

Punta Arenas Office Address

Calle Bernardo O'Higgins 568

We ask you to arrive in Punta Arenas, Chile, at least **three nights prior** to your scheduled Antarctic flight in order to fully prepare you for your upcoming experience. This also allows a buffer for flight and baggage delays, should your travels to Chile not go as scheduled. We do not hold Antarctic flights for delayed passengers or baggage.

A few days before you depart from home, you will receive a digital Welcome Pack by email from your Punta Arenas Guest Liaison. This will cover important pre-departure information, including an Antarctic safety and environmental briefing and an itinerary for your time in Punta Arenas.

Santiago Airport (SCL) is the main international gateway to Chile. International flights arrive at Terminal 2, where you will complete a health check, customs and immigration procedures. Collect your checked baggage, then walk to Terminal 1, where you will re-check your bags for your domestic flight to Punta Arenas. **You must collect your checked baggage in Santiago.** If your baggage has not arrived, complete a lost baggage form before leaving the Santiago airport.

Upon arrival at Punta Arenas Airport (PUQ), our representative, holding an ALE sign, will be waiting for you at the exit of the baggage claim area and will transport you to your hotel. **Please notify your Punta Arenas Guest Liaison if you are delayed or your arrival time changes.**

Gear Check

We will arrange a group gear briefing, to review the personal clothing and equipment you will need in Antarctica. Bring any items you would like us to check as well as any questions you may have. We will explain what to pack in your checked baggage vs. your carry-on bag and what items to leave behind in Punta Arenas.





PRE-DEPARTURE DAY

Flight Check-in

You will check-in for your Antarctic flight up to 24 hours before your scheduled departure to allow for changes in weather at Union Glacier. We will collect and weigh your checked baggage at this time. Please have your bags ready for pick-up by ALE, then make your way to the ALE office for your **scheduled check-in time**.

Keep the following requirements in mind as you prepare:

- All baggage must comply with international air transport regulations.
- For the safety of our staff, individual bags must not weigh more than 55 lb (25 kg).
- Bring your passport to check-in for the flight and receive your boarding pass.

Checked Baggage

Checked baggage is loaded onto the aircraft the day before your Antarctic flight, so that we are ready to depart as soon as the weather is suitable. Keep in mind, you will not have access to your checked bags until they are delivered to your tent in Antarctica, even if the flight is delayed. Do not put anything in your checked baggage that you might need during a delay in Punta Arenas, on the flight, or for the first few hours in Antarctica.

Your checked baggage allowance is 66 lb (30 kg). Any checked baggage in excess of this amount will be charged at **\$35 USD per lb (\$77 USD per kg)**. You can pay in US cash or we can invoice you for the excess baggage. Carry-on baggage within the size limit, clothing worn aboard the aircraft, and sleeping bags rented from ALE, are not included in your checked baggage allowance.

Carry-on Bags and Polar Clothing

Pack all of your essential personal belongings in your carry-on. We recommend a 30 liter bag without a rigid structure, as it provides flexibility during day trips at Union Glacier and on ski aircraft flights within Antarctica.

Carry-on baggage is restricted to 18" x 16" x 10" (46cm x 41cm x 26cm). Carry-on items that do not fit in the overhead bin, or under the seat in front of you, will be gate-checked and may result in additional fees.

When we depart Punta Arenas you will be wearing the boots and outer clothing needed for your arrival in Antarctica. It is simpler to wear these items than to carry them. You can remove these extra layers once you are on board the aircraft.

Camera Equipment and Fragile Items

Camera packs and other fragile items that are larger than the carry-on size limit will be considered part of your checked baggage allowance and loaded in the cargo hold. Remember to keep a camera with you to take pictures during the flight and upon arrival in Antarctica.



Left Luggage

You can leave luggage in Punta Arenas if there are items you do not need in Antarctica but we do not recommend leaving valuables. Bags can be left with ALE or at your hotel. We will provide Left Luggage Tags.

If you would like ALE to store your bags, please bring them with you on departure day. We will store them at our office and transport them to your hotel once your return flight is confirmed. Ask hotel reception for access to their luggage storage room to collect your bag.

Please note that ALE cannot pick up bags that are left at your hotel. ALE is not responsible for lost or stolen luggage.

Departure Update

The evening before your Antarctic flight, we will update on you the current weather and potential departure time.





DAY 1 FLY TO ANTARCTICA

We will call you at your hotel in the morning to advise you of current conditions in Antarctica. If the weather is suitable for our flight, we will pick you up at your hotel within the hour. Please meet us in the lobby with hotel bills paid, ready to board the bus.

At the Punta Arenas airport, we will go through normal Airport Security before boarding our comfortable jet for the 4¼ hour flight to Antarctica. Our route crosses the Drake Passage, then follows the west side of the Antarctic Peninsula and the spine of the Ellsworth Mountains. We land on a naturally occurring blue-ice runway on Union Glacier where you will take your first steps in Antarctica.

Climb aboard one of our specially-adapted vans for the 5 mi (8 km) shuttle to our main camp. Our friendly staff will provide a welcome tour of camp and show you to your tent.





DAY 2 EXPLORE UNION GLACIER

Guests usually enjoy a few days at Union Glacier as part of their experience.

A typical day at Union Glacier starts with a briefing after breakfast where you'll meet with your guide to discuss the day's options and choose an activity tailored to the weather and the group's interests. Union Glacier excursions can include any of the following destinations:

Elephant's Head

Ride in one of our wheeled vehicles to this dramatic marble buttress overlooking the blue-ice runway. Geology lovers will be delighted to find this is a hotspot for ichnofossils. Our experienced guides can help you navigate by GPS to known trace fossils or accompany you on a mission to discover new ones. For photographers, beautiful ice pools and moraines offer endless opportunities to capture close-up frozen formations or wide angle glacial landscapes. Hikers can trek up to the base of Elephant's Head or all the way to the top of Rhodes Bluff for panoramic views of Union Glacier and the Heritage Range.



Buchanan Hills

Board our one-of-a-kind Tucker Bus, a custom designed tracked vehicle, for the scenic drive to the remote Buchanan Hills. You'll arrive at a high pass that offers expansive views of Union Glacier as it flows into Constellation Inlet. Higgins Nunatak pokes through the ice, like an atoll in a frozen ocean. For the fit and adventurous, there are two easy hiking routes that require no prior experience and grant you the rare opportunity to summit a peak in the heart of Antarctica.

Drake Icefall

Named in the 1960s after geologist Benjamin Drake IV, this impressive icefall tumbles off the polar plateau into Union Glacier. Winds from the South Pole carve huge waves into the blue-ice and polish the surface into a high shine.

Charles Peak Windscoop

Discover the power of wind on ice as you wander through a sparkling turquoise corridor. If you're truly adventurous, this is a prime place to try ice climbing with one of our experienced guides. For the less vertically inclined, you can rock hunt to your heart's content. Just remember to leave them in place, as nothing may be removed from Antarctica.

The Beach at Rossman Cove

Another spectacular setting for photography and panoramic views! Take cross-country skis with you or a picnic lunch and enjoy Antarctica's version of a glacial beach getaway.

If you'd prefer to stay closer to camp, we have a variety of activities for all abilities. You can check out a pair of cross-country skis or a fat-tire bike and take a spin around our groomed 10k loop or you can enjoy a cup of tea, an Antarctic book, or fun game in our camp library.

In the evenings, we regularly offer lectures and films tailored to your experience. Before you depart for the colony, we will review the **Emperor Penguin Colony Visitor Guidelines**.





DAY 3 FLY TO THE COLONY

As soon as weather conditions permit, we will fly to the colony. The flight takes about 4 hours, traveling north-eastward over the Ronne Ice Shelf and Berkner Island where we may stop to refuel if necessary.

We land on sea ice where our staff has prepared a field camp 1-2 mi (2-3 km) from the colony. Our Emperor Field Camp Manager will give you a tour of the camp and review safety procedures for travel to and from the colony. In this unfamiliar environment and remote location, it is vital that you follow the instructions given by our experienced staff. **Your safety and the protection of wildlife are our top priorities.**

DAY
4-6

LIVE WITH THE EMPERORS

Immerse yourself in the sights, sounds, and rhythms of the colony. Walk to the colony with our experienced field guides to photograph penguins, seals, and seabirds. We provide small sleds and walking poles to help transport your camera equipment between camp and the colony. The sea ice generally provides a hard surface to walk on.

We make every effort not to disturb wildlife and strictly adhere to **Emperor Penguin Colony Visitor Guidelines**. These guidelines include maintaining a precautionary distance of 17 ft (5 m) away from all wildlife. Our guides are on hand to answer any questions you may have about the wildlife and their unique adaptations to the Antarctic environment.

24-hour daylight allows us to adapt our schedule to the best weather and lighting for photography. While our guides are happy to accommodate individual requests, keep in mind this is a group activity and we may not always be able to offer 1 to 1 guiding. Please discuss your wishes with the guides in advance so they can tailor the camp schedule to include meals and sleep for everyone.

DAY
7

RETURN TO UNION GLACIER

Our field staff will stay in close contact with Union Glacier Camp to identify the best 'weather window' for your return flight.

DAY
8

EXPLORE UNION GLACIER

Depending on flights, you may have a few days at the end of your experience to explore more of Union Glacier. You will also enjoy a celebration dinner and receive a certificate to commemorate your Emperor Penguins Experience in Antarctica.





RETURN TO CHILE

When weather and runway conditions permit, our intercontinental aircraft will arrive at Union Glacier to transport you back to Chile. Once your flight has been confirmed we will ensure that you have a hotel reservation in Punta Arenas. If the flight returns in the early morning, we will book your reservation for a day ahead of your arrival because many hotels do not allow check-in until after 3:00pm.

If in the event of a delay we cannot adjust your reservation, ALE will find you a new hotel of comparable quality. Upon your arrival our staff will meet you at the airport and transfer you and your bags back to your hotel.



FLY HOME

Due to the potential for weather delays, we strongly suggest booking your flight home one week after your planned return from Antarctica. If you purchase a full-fare ticket, most airlines will allow you to move your departure date. We recommend booking tickets through a travel agent, so they can change your ticket once the return flight from Antarctica is en route. Please note, ALE staff are unable to assist with airline reservations.

Should you wish to explore Chile before you return home, our team can provide a list of local tour operators and excursions. When it is time for your flight home, we will provide transportation from your hotel to the Punta Arenas airport.



Weather

Possible severe storms with temperatures down to -25°F (-32°C).



Activity Level

Moderate—walking up to 5 mi (8 km) each day on uneven snow and ice.



Wildlife

Emperor Penguins, Adélie Penguins, Weddell Seals, Leopard Seals, South Polar Skua, Snow Petrels, and Antarctic Petrels



What's Included

- Airport transfers in Punta Arenas, Chile
- Round trip flight to Antarctica from Punta Arenas
- Round trip flight to Gould Bay Emperor Penguin colony from Union Glacier, Antarctica
- Meals and tented accommodation in Antarctica
- Antarctic guides
- Celebration dinner and Certificate of Achievement
- Checked luggage up to 66 lb (30 kg)



Not Included

- Insurance coverage—personal, medical, evacuation, or otherwise
- Commercial flights to and from Punta Arenas
- Airport transfers outside of Punta Arenas
- Meals and accommodation in Punta Arenas
- Additional flights within Antarctica
- Personal equipment and clothing
- Expenses incurred due to delays
- Luggage over 66 lb (30 kg)
- Satellite phone charges



Weather Delay Advisory

All itineraries are subject to change based on weather and flight conditions. Every effort will be made to keep to the scheduled itinerary and flights will depart as soon as weather and runway conditions permit. Our staff will provide you with regular updates in the event of a delay.

Please understand that delays are common in Antarctic travel. For this reason we advise you not to plan any important meetings, functions, or other trips for at least one week following your scheduled return from Antarctica. We strongly suggest that you purchase a full-fare, flexible airline ticket that easily permits date changes without penalty.



EMPEROR PENGUIN CAMP

Accommodations

You will be sleeping in lightweight mountaineering tents designed to withstand Antarctic conditions. These tents are low to the ground and you will not be able to stand up in them; however, they are relatively roomy. We provide padded sleeping mats and pillows to use with your sleeping bag.

Facilities

Our field toilets are surprisingly comfortable and private. We clean them regularly and provide hand sanitizer in each. When at the colony, you will need to use pee bottles and toilet bags to collect your waste as nothing can be left behind. There are no showers at our Emperor Penguin Camp. We recommend bringing Wet Wipes or one of our staff can show you how to take a "Snow Shower," if you are feeling brave.

Meals

Meals are prepared by one of our highly skilled chefs and can include breakfasts of pancakes, bacon, and oatmeal; lunches of warm soups, cold meats and cheeses; afternoon snacks; and fantastic evening meals. Beverages include hot drinks, juice, beer and wine. Meal times are flexible, so you can photograph and explore when the lighting and mood are just right.

Communication and Power

Satellite phone cards are available for purchase with US cash (\$40 USD for 30 minutes). You can check out a satellite phone from our Emperor Field Camp Manager. Satellite internet access is for ALE operations only. Limited charging facilities are available at the Emperor Penguin Camp and two types of outlets are available: USB and 120V A/C (North American Type A or B plugs).

Medical Support

Our field guides all hold advanced first aid certification, are trained in emergency response protocols, and carry comprehensive first aid kits. Additional support is available from our medics at Union Glacier Camp.



REQUIRED CLOTHING AND EQUIPMENT LIST



Conditions in Antarctica change drastically throughout our season and vary depending on your location. At Union Glacier, the climate is very dry and generally sunny but wind chill can impact temperatures greatly with early November being as cold as -22°F (-30°C). Average mid-season temperatures range from -12°F to 30°F (-24°C to -1°C).

If you leave Union Glacier, you must adapt your clothing for more extreme conditions at the emperor penguin colony or the South Pole. South Pole temperatures rarely climb above -13°F (-25°C) and with wind chill, can feel like -40°F (-40°C).

To be prepared for all conditions, it is important to have a selection of items you can mix and match. The layering system described below will keep you safe and comfortable in all conditions—it is also the same system utilized by our Antarctic field staff.

You do not need to wear ALL of these layers ALL of the time. Dress for the weather conditions and activity level you expect to encounter and bring extra layers with you in your backpack in case conditions change.



Base Layer

Materials

Polyester, Merino Wool, or Silk but NO COTTON

Examples

Patagonia Capilene or Smartwool

Description

Your first layer consists of a long-sleeved thermal top and bottom. We recommend materials that wick moisture away from your body like polyester or merino wool. If you cannot wear artificial fibers or wool, silk is an alternate option. Cotton traps moisture and can cause you to chill more rapidly. If your experience involves an aerobic activity like climbing or skiing, choose a lightweight fabric. If your experience is less active, choose a mid-weight fabric for warmth. Zip T-necks are a great option as they allow ventilation. Bring undergarments, sports bras, and/or camisoles in a similar wicking material.



Mid Layer

Materials

Polyester, Merino Wool, Stretch Fleece, Grid Fleece

Examples

Patagonia R1 Fleece or Rab Power Stretch

Description

Your second layer consists of a long-sleeved heavyweight (expedition weight) base layer top and bottom or lightweight stretch fleece top and bottom. Tops with hoods are great as they seal the neck to keep you warmer.



Insulation Layer

Materials

Fleece, Down, or Synthetic Insulation (Primaloft, Thinsulate)

Examples

Patagonia R2 or Nano, Rab Microlight

Description

Your third layer should be a jacket that is thin, light in weight, and provides insulation. You can choose from either a mid to heavyweight fleece, a lightweight down, or a lightweight synthetic insulation. This should be a full-zip jacket but a hood is not essential.

Optional Additional Layer: Vest

A fleece, down, or synthetic insulation vest can add insulation without much weight.



Windproof Layer

Materials

Softshell or Hardshell

Examples

Arc'teryx Gamma MX, Black Diamond Sharp End

Description

Your fourth layer should be a windproof jacket and pants. For guests visiting the emperor penguin colony, we recommend waterproof/windproof hardshells like Gore-tex. For all other guests, windproof softshells tend to be more breathable and more comfortable. No matter which type of shell you choose, wind protection is the most important factor for this layer and the jacket needs to have a hood.



Polar Insulation Layer*

Materials

Down or Synthetic Insulation

Examples

Rab Neutrino Pro Jacket, Marmot 8000M Parka & Pants

Description

Your outermost layer provides crucial insulation in extreme cold or wind and protection against the worst Antarctic conditions. You will need a hooded down jacket that is large enough to go over all of your other layers. Look for a minimum of 800 fill down and a minimum weight of 28 oz (800 g). It should be long enough to cover your backside.

Pants should be down or synthetic insulated with full side-zips. Make sure they are large enough to fit over your other layers.

**Item(s) available to rent for an additional fee.*

Head

You will need several options to cover your head, neck, and face (mouth and nose) depending on the temperature, wind conditions, and sun exposure.



Item 1:
Hat or Beanie that Covers Ears

Materials:
Wool or Fleece



Item 2:
Neck Gaiter or Buff

Materials:
Fleece or Polyester Microfiber



Item 3:
Balaclava or Face Mask

Materials:
Power Stretch Fleece or
Windstopper

Eyes

Quality eyewear is essential to prevent snow blindness. **Sunglasses or goggles must be worn at all times outside.**

Sunglasses and Hard Case



Materials

Non-metal frames with 100% UV protection

Examples

Julbo, Smith, Oakley

Description

Your sunglasses should have dark colored lenses and full side coverage. Look for sunglasses with side-flaps (mountaineering or glacier glasses) or sport sunglasses with big lenses, wide sides, and a contoured shape that prevents light from entering at the sides. Non wraparound sunglasses provide little or no protection from peripherally focused UV radiation.

Avoid metal frames as they can freeze to your skin and bring a hard case to protect your sunglasses in your luggage.

Goggles



Materials

100% UV Protection

Examples

Julbo, Oakley, Smith

Description

Goggles are necessary for very cold or stormy conditions. Dark or mirrored lenses are best for bright light and reduce eye strain. Look for a goggle with double lenses or a coating to help prevent fogging. If you wear prescription glasses, check to make sure your goggles fit over them comfortably.

Hands

Liner Gloves



Materials

Polyester, Merino Wool, Silk, Power Stretch Fleece

Examples

Seirus, Outdoor Research, Icebreaker, The North Face

Description

Liner gloves can be layered under other gloves or mittens for additional warmth. They also protect you if you need to take off an outer glove or mitten in cold temperatures. Having two pairs allows you to switch out liners as they become damp.

Midweight Insulated Gloves



Materials

Waterproof Breathable Outer with Built-in Insulation

Examples

Marmot Randonnee Glove, Black Diamond Pursuit Gloves

Description

Look for a midweight waterproof breathable glove that has either fixed insulation or fleece lining. This glove should have good dexterity and allow you to take photographs or hold trekking poles easily.

Oversized Thick Insulation Mittens



Materials

Down or Synthetic Insulation

Examples

Marmot 8000 Meter Mitt, Mountain Equipment Redline Mitt, Outdoor Research Alti Mitts

Description

Like your outer jacket and pants, these down or synthetic insulated mittens are your ultimate protection against the coldest Antarctic conditions. Mittens will keep your hands warmer than gloves but can make taking photos challenging. You should be able to wear two pairs of liner gloves under your mittens so your hands will be protected if you take off a mitten for photography. Make sure your mittens have wrist loops to keep them attached to you if you take them off in high wind.

Feet

Thin Liner Socks



Materials

Wool, Polyester, or Silk—NO COTTON

Examples

Smartwool, Bridgedale, Thorlo, Terramar

Thick Heavyweight Socks



Materials

Wool or Wool Blend Socks

Examples

Smartwool, Bridgedale, Thorlo, Darn Tough

-100°F (-73°C) Rated Snow Boots with Removable Liners*



Materials

Waterproof Outer and Removable Insulated Liner

Examples

Sorel Glacier XT, Baffin Impact or Endurance

Description

You will need boots that are very comfortable and very well insulated. We strongly recommend that you buy boots rated down to -100°F (-73°C) as -40°F (-40°C) boots are often not warm enough. Make sure your boots fit with two pairs of socks—one liner sock and one heavyweight sock. The boots should have built in gaiters and removable liners which can be taken out at night to dry.

**Item available to rent for an additional fee.*

Light Winter Boot or Heavy Hiking Boot



Materials

Waterproof Outer and Insulation

Examples

The North Face, Scarpa, Salomon

Description

On warmer days, you can often wear lighter weight winter boots or heavyweight hiking boots for many excursions around Union Glacier.

Optional Footwear: Trail Running Shoes and/or Insulated Booties

It's nice to be able to take your boots off around camp and in your tent.

Luggage

Large or XL Duffel Bags (120-150 liter)



Materials

Durable PU or Ballistic Nylon

Examples

The North Face Base Camp Duffel—XL or Patagonia Black Hole 120 Duffel Bag

Description

We recommend using oversized duffel bags for your checked bags on your Antarctic flight. Make sure they are made of a durable material to withstand international travel and handling on snow and ice. Look for bags with a full zipper and multiple haul handles. Do not bring wheeled suitcases to Antarctica—they are very hard to move on snow.

Optional Item: Stuff Sacks

It's easiest to organize your clothing in your bags and tent if you have color-coded mesh or nylon stuff sacks.

Carry-on Backpack (18" x 16" x 10" or 46 cm x 41 cm x 26 cm)



Examples

Patagonia Lightweight Black Hole Pack 26L, Osprey Ozone Daypack 24L

Description

All passengers are limited to one carry-on bag sized to fit under an airplane seat for the Antarctic flight. We recommend putting all of your essential items in a carry-on backpack that you can also use for daily excursions while in Antarctica.

Equipment

Pee Bottle(s)



Examples

Nalgene 32 oz or 48 oz Wide Mouth Water Bottle(s)

Description

All human waste is removed from Union Glacier which means you will need your own container to urinate in when you are not within reach of our toilet facilities. We recommend a wide mouth water bottle that is marked for urine or 'pee' and can be used at night in your tent or when you are on a day excursion away from camp. We recommend practicing with your pee bottle at home so you can be comfortable using it when you get to Antarctica. Females may also find a pee funnel (Freshette, SheWee, Go-Girl) helpful.

Please do not bring plastic pee bags, they will leak! Our staff will show you where to empty pee bottles behind the toilet facility.

-40°F (-40°C) Rated Sleeping Bag*



Materials

Down or Synthetic

Examples

Feathered Friends Snow Goose, Rab Expedition 1400, Wiggy's Hunter Antarctic Rectangular Sleeping Bag

Description

You will need a sleeping bag that is rated down to -40°F (-40°C). A full-length zipper is important.

**Item available to rent for an additional fee.*

STANDARD CHECKLIST

You must bring **ALL** of the items on this list unless they are listed as **optional**. We will look for each item on this list at your Gear Check in Punta Arenas. These items may not be available for purchase in Punta Arenas and we will not let you board the aircraft to Antarctica without them.

X	#	Item
Base Layer		
	4 pairs	Underwear, sports bras, etc.
	2	Light or midweight tops
	2 pairs	Light or midweight bottoms
Mid Layer		
	1	Lightweight fleece top or expedition-weight base layer top
	1 pair	Lightweight fleece pants or expedition-weight base layer bottoms
Insulation Layer		
	1	Mid or heavyweight fleece, down, or synthetic insulation jacket
	<i>Optional</i>	Fleece, down, or synthetic insulated vest
Windproof Layer (must also be waterproof for Emperor Penguins)		
	1	Hooded shell jacket
	1 pair	Shell pants
Polar Insulation Layer		
	1	Thick down or synthetic insulated jacket with large hood *Available to rent
	1 pair	Down or synthetic insulated pants with full side-zips *Available to rent
Headwear		
	1	Hat or beanie that covers ears
	1	Neck gaiter or Buff
	1	Balaclava and/or face mask
	<i>Optional</i>	Fleece or Windstopper headband
	<i>Optional</i>	Baseball or trucker hat for sunny weather
Eyewear		
	1 pair	Sunglasses with side coverage
	1	Sunglass case
	1 pair	Goggles (2 pairs recommended for Emperor Penguins)
	<i>Optional</i>	Spare contact lenses or prescription glasses, if required
Gloves		
	2 pairs	Liner gloves
	1 pair	Midweight insulated gloves
	1 pair	Oversized thick insulated mittens
	<i>Optional</i>	Chemical hand warmers

x	#	Item
Footwear		
	3 pairs	Thin liner socks
	3 pairs	Thick heavyweight socks
	1 pair	Boots rated -100°F (-73°C) *Available to rent
	1 pair	Lightweight winter boots or heavyweight hiking boots
	<i>Optional</i>	Running shoes
	<i>Optional</i>	Insulated booties with no-slip sole
Equipment		
	1+	Extra large duffel bag(s)
	1	Carry-on backpack 18" x 16" x 10" (46cm x 41cm x 26cm)
	1	Sleeping bag rated -40°F (-40°C) with full-length zip *Available to rent
	1	32 oz Nalgene wide-mouth water bottle (for drinking)
	2	32 oz Nalgene wide-mouth water bottles (marked for pee). Option to substitute for one 48 oz Nalgene wide-mouth water bottle.
	1	Outdoor Research insulated cover for 32 oz Nalgene water bottle
	1	Lip balm with minimum SPF 50
	1	Sunscreen with minimum SPF 50
	1	Personal toilet bag with wash cloth, small towel, Wet Wipes, toothbrush, toothpaste, lotion, Band-Aids, blister kit, contact lens solution, feminine products, etc
	As needed	Personal medication. Bring enough for your experience plus an additional 4 weeks' supply.
	<i>Optional</i>	Stuff Sacks
Other Optional Items		
	<i>Optional</i>	For Antarctica: USB, or 120V A/C (North American Type A or B plugs) For Chile: Plug adapters and 220 V transformers
	<i>Optional</i>	US cash to purchase satellite phone cards or merchandise at Union Glacier Camp
	<i>Optional</i>	Cotton t-shirts to wear at Union Glacier Camp
	<i>Optional</i>	Lightweight journal, paperback book, sketchbook, pencils, pen, e-reader
	<i>Optional</i>	Cameras, chargers, extra batteries
	<i>Optional</i>	Knee pads for photographers
	<i>Optional</i>	iPod or tablet with noise cancelling headphones
	<i>Optional</i>	Eyeshade and earplugs for sleeping in 24-hour daylight
	<i>Optional</i>	Handkerchiefs/bandanas
	<i>Optional</i>	Pee funnel for women



Our Gould Bay Camp is located in the southern Weddell Sea. The camp is on frozen sea ice, just in front of the Ronne Ice Shelf, roughly 420 miles (676 km) from ALE’s main base at Union Glacier, making it one of the most remote camps in the world and the only Antarctic tourist camp on sea ice!

Gould Bay Camp provides a simple, yet comfortable ‘nest’ from which to explore the nearby emperor penguin colony. Gould Bay Camp is run each year just for the emperor penguin viewing season. The site is very carefully chosen to avoid disturbing the penguins in any way. Tents are set up at least 1 mile (1.6 km) away from the colony and, where possible, screened from the penguins’ view by an iceberg or other natural feature. A flagged route marks the path between the colony and our camp. At the end of the viewing season, the camp is taken down and everything, including human waste, removed.

HISTORY

Gould Bay was discovered by the Ronne Antarctic Research Expedition (RARE) (1947-1948) which researched the area surrounding the head of the Weddell Sea. It was named for Laurence M. Gould, geologist, geographer, and second in command of the Byrd Antarctic Expedition (1928-1930).

ACCOMMODATIONS

Gould Bay guests have the option of staying in either single occupancy 4-season mountain tents or dual occupancy tents like those used by ski expedition teams. The sleeping tents are low to the ground and unheated, but you will stay nice and warm with your insulated sleeping mat and polar-rated sleeping bag.

WEATHER

Be prepared for all kinds of weather, from cold clear days, to warmer sunny conditions, overcast skies, or even snowstorms. Temperatures typically range from 5°F to 23°F (-15°C to -5°C), but may dip as low as -25°F (-31°C).

MEALS

Meals are prepared by one of our highly skilled chefs and can include breakfasts of pancakes, bacon, and oatmeal, lunches of warm soups and cold meats and cheeses, afternoon snacks, and fantastic evening meals. Beverages include hot drinks, juice, beer, and wine. Meal times are flexible so you can photograph and explore when the lighting and mood are just right.

SHOWERS & TOILETS

Our skillful staff construct field toilets which are surprisingly comfortable and private. We clean them regularly and provide hand sanitizer in each. All waste is returned to Union Glacier Camp for proper disposal. When at the colony, you will need to use pee bottles and toilet bags to collect your waste as nothing can be left behind.

There are no showers at our Gould Bay Camp. We recommend bringing Wet Wipes or one of our staff can show you how to take a “Snow Shower,” if you are feeling brave.

ACTIVITIES

Guests usually prefer to spend the majority of their time observing, photographing, and filming the penguins at the colony. Adélie penguins, Weddell seals, leopard seals, South Polar skua, snow petrels, and Antarctic petrels may also be spotted. Experienced field guides will accompany you to the colony each day and share their knowledge of this majestic wildlife.

COMMUNICATIONS

Gould Bay Camp maintains daily communication with Union Glacier Camp using satellite phone and email communications. Guests can make outgoing satellite phone calls using our Iridium handsets. Pre-paid phone cards can be purchased at Union Glacier. Satellite internet access is for ALE operations only.

POWER

Limited charging facilities are available in the main tent. Two types of outlets are available: USB and 120V A/C (North American Type A or B plugs). Ensure your batteries are fully charged prior to leaving Union Glacier, you have back-up batteries on hand, and you leave any unnecessary electronics behind. Please be courteous of your fellow photographers and do not leave electronics plugged in overnight.

TIME

Even though we will have 24-hour daylight throughout our stay at Gould Bay, our camp time is the same as Punta Arenas, Chile and Union Glacier, where our flights originate. Our other camps at Mount Vinson and South Pole also operate on this same time.

Gould Bay Camp Time

= GMT (UK time) -3 hours

= Eastern Standard Time (NYC time) +2 hours

= Pacific Standard Time (LA time) +5 hours.

We may adapt our schedule to the best weather and lighting for photography. Often the light for photography is best in the middle of the ‘night’ and it is not uncommon to visit the colony at 2 or 3 am to take pictures in the soft, golden sunlight. Please discuss your preferred routine with the guides in advance so they can tailor the camp schedule to include meals and sleep for everyone.


WILDLIFE VIEWING GUIDELINES

Be respectful of wildlife. Follow your guide’s instructions, as well as guidelines set out in the [Emperor Penguin Colony Visitor Guidelines](#) and the [Guidance for Visitors to the Antarctic](#).

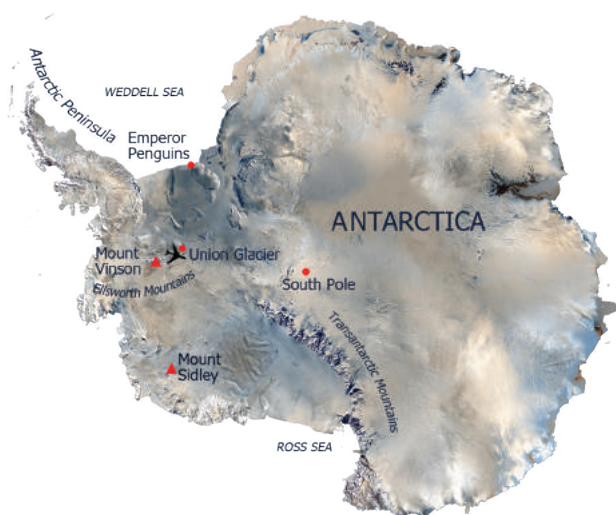
SEA ICE SAFETY

Our camp is situated on multi-year sea ice. For your safety, always follow your guide’s instructions. Do not stray from camp or wander away from flagged routes.

[Gould Bay Camp Photos](#)



UNION GLACIER CAMP



79° 46'S 82° 52'W
2297 FT (700 M)

Our main camp is only accessible by air and lies on the broad expanse of Union Glacier in the Southern Ellsworth Mountains. All of our guests take their first steps in Antarctica here, on the naturally occurring blue-ice runway. We are a short flight from Mount Vinson, the highest peak in Antarctica, and just over 600 nautical miles (1138 km) from the South Pole. Majestic peaks rise in all directions offering unlimited opportunities for scenic excursions, technical climbs, and ski tours.



ACCOMMODATIONS

Union Glacier Camp is the only facility of its kind in Antarctica. Our full-service camp operates during the Antarctic summer (November through January) and is dismantled at the end of each season. We can house up to 70 guests in our dual occupancy Clam Tents.

Clam Tents are double-walled sleeping tents that are designed to withstand Antarctic conditions with a high-tech nylon covering and durable aluminum frame. They are also incredibly comfortable to live in with large doors and a tall interior that allows you to stand upright and move around easily (16 ft x 8 ft or 5 m x 2.4 m). Tents are naturally heated by the 24-hour sunlight up to 60°F (16°C) but may be colder during long periods of overcast skies. Each guest is provided with a cot, mattress, pillow, linens, and towels.

Please tell us if you have a preferred tent-mate. Otherwise we will pair you with a compatible roommate of the same gender.

WEATHER

The Antarctic climate is generally cold, dry, and windy. Even though it is summer, the temperatures remain below freezing at all times. Camp is typically less windy than other areas, such as the blue-ice runway, and temperatures range between -12° to 30°F (-24° to -1°C). Please keep in mind conditions can change rapidly and wind chill can make temperatures feel colder. Bring everything on our **Required Clothing & Equipment List** so you are prepared for all conditions.



MEALS

BREAKFAST 8-9 AM

Hot breakfast is served until 8:45am and self-serve continental breakfast is available until 9am.

LUNCH 12:45-2 PM

DINNER 6:45-8 PM

The dining tent is the heart of our camp and serves as a gathering place for all of our guests. You'll have the opportunity to meet people from all over the world embarking on everything from a Mount Vinson summit attempt to a Ski South Pole expedition. You'll get to mingle with our staff, who speak 15 different languages, and may have the chance to talk to scientists working on a variety of research projects.

Our talented chefs utilize a fully equipped kitchen to create fresh-cooked meals, baked goods, and fantastic desserts. You'll be surprised at the range of fresh fruits, vegetables, meats, and cheeses we're able to fly in regularly from Chile. We offer a variety of hot beverages, soft drinks, juices, and water. Chilean beer and wine are served in limited quantities with dinner.

Breakfast, lunch, and dinner are served at set times. In between meals, self-serve snacks and beverages are always available. All meals are served buffet style and vegetarian options are available upon request. If you have made special dietary requests or have food allergies, please introduce yourself to the kitchen staff when you arrive in camp.



SHOWERS & TOILETS

While at Union Glacier Camp, you'll have access to communal showers and toilet facilities. In keeping with our mission to set the highest possible environmental standards, we try to minimize the amount of residue (grey) water we generate as well as the fuel we use to melt snow in Antarctica. We provide disinfectant hand gel in the dining tent and in all toilets and ask that guests limit shower use to every 2-3 days to conserve water. We also provide wash basins if you don't want to take a full shower. Many guests bring pre-moistened towelettes such as Wet Wipes to use in between showers. Towels are provided in your tent and body wash is available in all shower stalls but you should bring any other toiletries with you. We do not offer laundry service in Antarctica.

SHOWER HOURS

7-10:30 AM

5-10 PM

All human waste is removed from Union Glacier Camp, which requires us to keep liquid and solid human waste separate for ease of transport. For men, a stand-up urinal is provided in addition to a sit down toilet. For women, two sit-down toilets are provided, one for liquid waste and another one for solid waste and toilet paper. During the night, some guests prefer to use a "pee bottle" in their tent. Our staff will show you the container where you empty pee bottles next to the toilet facility. Don't forget to bring your pee bottle with you when you leave camp. On vehicle excursions, our guides will also have a portable toilet you can use in emergencies.





ACTIVITIES

You can be as active or relaxed as you like while at Union Glacier. Each morning we will meet with you to discuss options for the day and organize activities tailored to the weather and your interests. We offer a variety of group excursions (described in your detailed itinerary) and there are plenty of activities you can do on your own around camp. Take a walk, cross-country ski, or try out one of our fat tire bikes on the groomed 6 mi (10 km) loop. If you're looking for something more low-key, check out a book, movie, or game in our polar library. We also have a small merchandise shop featuring clothing, hats, patches, and other keepsakes. These items are exclusively sold at Union Glacier Camp and cannot be purchased anywhere else in the world. Items range in price from \$10-\$200 and are available for purchase with US cash.

In the evenings, our guest lecturers will host engaging talks on a variety of topics from polar history to glaciology. Many will share photos and stories of their own expeditions to remote parts of Antarctica and beyond. Please respect camp quiet hours between 10pm and 7am.

If you'd like to experience more of Antarctica, you can add a flight to one of our other destinations for an additional fee. Based on the time of your visit and weather conditions, you may be able to join a flight to the South Pole, charter a scenic flight around the Ellsworth Mountains, or visit Mount Vinson Base Camp. If you're interested in adding one of these flights to your itinerary, please ask our Guest Services team and they can provide you with rates and availability.



COMMUNICATION

Satellite phone cards are available for purchase with US cash (\$40 USD for 30 minutes) from our Guest Services team. Please note that you are charged per attempted transmission, not per connection. You can make calls from our two phone booths which are equipped with satellite phones for your use. Please do not use personal satellite phones in communal areas like the dining tent.

There is no mobile coverage in Antarctica. Satellite internet access is for operations only. Please enjoy this digital detox!

In an emergency, your family may contact our offices in Salt Lake City or Punta Arenas and we can forward a message to you while you are on the ice. However, we will only give out information about you to those individuals listed on your Personal Information Form (PIF).

Punta Arenas Guest Services

Calle Bernardo O'Higgins 568

Punta Arenas, Chile

Guest Services Manager +56 9 6832 7472

guests.punta@antarctic-logistics.com

Salt Lake Sales Office

3478 South Main Street

Salt Lake City, UT 84115 USA

Tel +1 801 266 4876

info@antarctic-logistics.com



POWER

Limited charging facilities are available in the dining tent and feature two types of outlets: USB and 120V A/C (North American Type A or B plugs). Ensure your batteries are fully charged prior to leaving Punta Arenas, you have back-up batteries on hand, and you leave any unnecessary electronics behind. Please be courteous of your fellow guests and do not leave electronics plugged in overnight.





TRANSPORTATION

Most of our guests arrive in Antarctica on an Ilyushin-76TD. This robust, four engine Russian jet was originally designed to deliver heavy machinery to remote areas of the USSR. It is well-suited for off-strip landings, such as the blue-ice runway at Union Glacier, and easily copes with polar weather conditions.

Each season we charter three to four ski aircraft to transport guests and cargo within the continent. We utilize De Havilland DHC-6 Twin Otters and a Basler BT-67. The Twin Otter is the workhorse of many National Antarctic Programs and is used by the British Antarctic Survey, the United States Antarctic Program, as well as the Argentine and Chilean air force. The Basler is our larger ski aircraft and is a turboprop conversion of the Douglas DC-3. We use it to transport larger groups of passengers and cargo into the field.

We maintain a fleet of specially adapted vehicles for ground transportation, snow clearing, and runway maintenance. These include two 4x4 and three 6x6 passenger vehicles, several tractors, Tucker Sno-Cats, industrial snow-blowers, skiway groomer, and a number of snowmobiles and sleds.



MEDICAL SERVICES

Keeping you healthy in Antarctica is one of our key priorities. We have a basic medical clinic staffed by doctors and medics who specialize in emergency, high altitude, and remote medicine. The clinic is equipped to treat minor illnesses or can be used to stabilize more serious conditions until the patient can be evacuated. Our field guides all hold advanced first aid certification, are trained in emergency response protocols, and carry comprehensive first aid kits when away from camp. A member of our medical team accompanies all South Pole flights due to the altitude and extreme temperatures at this location.


If you take regular medication, bring enough with you for your anticipated itinerary as well as 4 weeks' extra supply. Even in Punta Arenas, compatible prescription medications can be difficult to source.

Common ailments such as dehydration, sunburn, and cold injury can easily be avoided through self-care. Make sure to drink plenty of fluids, as you can easily become dehydrated in Antarctica's cold, dry climate. Your body needs calories to keep warm, so please enjoy our hearty meals and delicious desserts. Keep your skin covered in cold and windy conditions to prevent frostbite. Wear gloves when taking photos and use a balaclava, Buff, or face mask. Wear high quality sunglasses or goggles whenever outside and liberally apply sunscreen. And don't forget to use the disinfectant hand gel!

Tell our medics or your guide immediately if you feel unwell or have a problem. Many issues can be easily resolved if they are addressed early, but can become serious if ignored.

If necessary, we will call in a dedicated flight to evacuate a patient. Keep in mind Punta Arenas, Chile is 1,859 mi (2991 km) away from Union Glacier and evacuation is entirely dependent on good weather conditions. Because of this, medical evacuation may take up to several days. Evacuation flights will be at your own expense, which is why we require all guests to carry Medical Evacuation Insurance.





TRAVEL SAFETY

Few people get to camp and travel on an active glacier and this unique environment requires everyone to be cautious and conservative. Stay within your limits, listen to safety briefings, and follow instructions. Ask if you have questions.

Union Glacier is a large expanse of actively moving snow and ice that is flowing from the Polar Plateau towards the Ronne Ice Shelf. As the glacier carves its way through the mountains and flows over uneven terrain, deep holes and cracks can form in the surface of the snow. These crevasses can be hundreds of feet deep and are often covered by a thin layer of snow, making them very dangerous. Assume all glaciated terrain contains hidden crevasses and always seek advice before traveling outside of camp.

We use a variety of tools to identify safe areas around Union Glacier and our field camps. These include high resolution satellite imagery, ground penetrating radar, a thorough understanding of glacier dynamics, and historical knowledge of the area. Our camp boundaries and safe travel routes are routinely maintained and clearly marked to ensure safe passage in low visibility. Our Travel Safety team gives regular briefings to guests and staff on where it is safe or not safe to travel.

All guests and staff must adhere to a strict Check-Out and Check-In Procedure when leaving camp and be cleared by our Travel Safety Manager. Guests and staff must stay on established safe routes outside of

camp or employ glacier travel techniques (ropes, harness, etc.). Please check with our Communications staff before crossing the skiway to use the 6 mi (10 km) loop. Even if you see all of our aircraft on the ground, there may be other aircraft in the vicinity.

If you need assistance, our Guest Services team is always available as your first point of contact. The Communications and Operations Offices are open for guests between 9am and 7pm. Please be respectful of these busy workplaces and only visit them when necessary.

“NO GO” AREAS

We have identified a safety perimeter around camp, identified by flags. Do not cross the flags or enter any of the following “No Go” areas unless you are accompanied by a member of our staff.

- The blue-ice runway or taxiway when a flight is due (You will be advised where you may stand to take photos)
- The back of the Ilyushin during unloading or loading
- Radio masts, antennas, and guy lines
- Ski aircraft parking area, skiways, air crew tents, and air crew office
- Medical Clinic unless a medic is present
- Garage and Workshop Areas
- Staff sleeping tent area, unless you are visiting the medic’s tent
- Clean snow area



TIME

Even though you'll be living in 24-hour daylight, Union Glacier Camp time is the same as Punta Arenas, Chile, where our flights originate. Our field camps at Mount Vinson, South Pole, and Gould Bay also operate on this same time.

Union Glacier Time

= GMT (UK time) -3 hours

= Eastern Standard Time (NYC time) +2 hours

= Pacific Standard Time (LA time) +5 hours.

Amundsen-Scott Station, located at the South Pole uses New Zealand Daylight Time (GMT +13 hours).

DISTANCE

1 nautical mile (nm) =

1.15 statute miles =

1.852 kilometers

1 degree of latitude = 60 nm

1 minute of latitude = 1 nm

SMOKING

Smoking and/or vaping are PROHIBITED inside ANY tent, structure, vehicle or aircraft due to extreme fire danger. Smoking is permitted outside only. Containers for ash and cigarette butts are located outside the dining tent. Please use your own container with a lid should you wish to smoke elsewhere.

GRATUITIES

You are welcome to give gratuities/tips if you wish but should feel under no pressure to do so. Tipping rates are left entirely to your discretion based on your level of satisfaction with our service. Tips can be given to our Guest Services Manager. Like many travel companies, gratuities are pooled and shared among the entire staff because we feel each person plays an equally vital role in the safe and successful completion of your experience.

PUNTA ARENAS HOTEL PRICES



Hotel	Description	Room Type	Price USD \$	Phone, Email, Website (Dial + 56 61)
Almasur (Rey Don Felipe) ★★★★	Comfortable and tastefully decorated boutique hotel located only 2 blocks from the central plaza. Rooms equipped with hairdryer, mini-bar, safe, phone, Wi-Fi, and cable TV. Room service, laundry, and fitness room available. Breakfast buffet included. Generally willing to accommodate reservation changes in the event of a delay.	Single	230	2295000 reservas@hotelreydonfelipe.com www.hotelreydonfelipe.com
		Double	260	
		Triple	330	
		Superior	335	
		Suite	370	
Diego de Almagro ★★★★	Located on the waterfront, this large hotel is preferred by guide companies due to the number of rooms available and their ability to extend reservations in the event of a delay. Bright rooms with climate control, mini-bar, cable TV, Wi-Fi, and electronic locks. Exercise room and heated pool. Breakfast buffet included.	Single	109	2208800 centraldereservas@dahoteles.com www.dahotelespuntaarenas.com
		Double	121	
Dreams del Estrecho ★★★★	Most luxurious hotel in Punta Arenas, featuring a casino and a spa. Located near the pier. Amenities include large rooms, a restaurant overlooking the Magellan Straits, pool, and fitness center. Wi-Fi available. Breakfast buffet included. Due to limited availability, this hotel is usually unable to extend reservations in the event of a delay. Please be aware that rates change daily based on demand, ALE cannot guarantee what price you will pay if we have to extend your reservation at this hotel.	Single/Double - City View	220	2204594 reservas@mundodreams.com www.mundodreams.com
		Single/Double - Ocean View	253	
		Junior Suite	279	
		Suite	307	
Cabo de Hornos ★★★★	Large, full-service hotel on the central plaza. Big, bright rooms, some with a view of Magellan Straits. Ultramodern, chic lobby, bar, and restaurant. Regional and international cuisine. Breakfast buffet included. Free Wi-Fi. Please be aware that rates change daily based on demand, ALE cannot guarantee what price you will pay if we have to extend your reservation at this hotel.	Single/Double	245-315	2715000 reservas@hotelesaustralis.com www.hotelcabodehornos.com
		Triple	295-370	
Best Western Finis Terrae ★★★★	Hotel located in downtown Punta Arenas with 64 rooms, restaurant and bar. Free Wi-Fi access and in-room safe. Breakfast buffet included.	Single/Single Superior	178/215	2209100 reservas@hotelfinisterrae.cl www.hotelfinisterrae.cl
		Double/Double Superior	221/322	
		Triple	293	
		Suite	428	
Isla Rey Jorge ★★★	Smaller hotel that is often able to accommodate reservation changes in the event of a delay. Good value, cozy atmosphere and comfortable rooms. Room service, laundry, free Wi-Fi. Helpful staff. Excellent restaurant serving regional and international cuisine. Breakfast buffet and welcome drink included.	Single	119	2248220 reservas@islareyjorge.com www.islareyjorge.com
		Double	143	
		Triple	169	

Prices are the rack rate and provided as a guide only. They may change without notice or fluctuate with exchange rates.

Hotel Cabo de Hornos

Das elegante Cabo de Hornos Hotel erwartet Sie in der historischen Stadt Punta Arenas. Kürzlich renoviert verfügt es über eine Innenausstattung im Avantgarde-Stil, stilvolle Zimmer, kostenloses WLAN und ein Gourmetrestaurant.

Die komfortablen Zimmer im Hotel Cabo de Hornos sind mit heimischem Holz und luxuriösem Teppichboden ausgestattet. Sie verfügen über private Bäder, eine separate Badewanne und einen TV.

Regionale Köstlichkeiten genießen Sie im À-la-carte-Restaurant und entspannen bei einem Glas Wein vor dem Kamin. Morgens stärken Sie sich am Frühstücksbuffet.

Das Hotel Cabo de Hornos bietet Blick auf die Meerenge von Magellan und liegt nur 18,3 km vom internationalen Flughafen Presidente Carlos Ibáñez del Campo entfernt.





Hotel Rey Don Felipe

Das in Punta Arenas, der südlichsten Stadt der Welt gelegene Rey Don Felipe befindet sich nur 2 Blocks vom Hauptplatz entfernt und bietet luxuriöse Unterkünfte mit kostenfreiem WLAN.

Die Architektur des Hotels Rey Don Felipe ist an die Tradition und Geschichte der Provinz Magallanes angelehnt. Die komfortablen, geräumigen Zimmer sind beheizt und verfügen über Kabel-TV und eine Minibar. Einige Zimmer sind zudem mit einem eigenen Whirlpool ausgestattet.

Morgens erwartet Sie ein reichhaltiges Frühstücksbuffet mit Brot, Obst, Müsli und Joghurt. Abends werden regionale und internationale Gerichte sowie erlesene chilenische Weine serviert.

Das Rey Don Felipe Hotel liegt 22 km vom Flughafen Presidente Carlos Ibañez del Campo entfernt. Ihr Auto stellen Sie gerne kostenfrei auf dem hoteleigenen Parkplatz ab. Im gesamten Hotel herrscht Rauchverbot.





Hotel Dreams del Estrecho

Neben einem großen Innenpool mit Blick auf den See erwarten Sie im Dreams del Estrecho eine Sauna und ein Whirlpool. Alle Zimmer bieten einen Panoramabalkon. Das WLAN nutzen Sie kostenlos.

Im Hotel Dreams del Estrecho trainieren Sie im Fitnessraum und finden Entspannung bei einer Massage. Besuchen Sie auch den nur 2 km entfernten Park Maria Behety.

Die hellen Zimmer sind mit einem Flachbild-Kabel-TV, einem Schreibtisch und einer Minibar ausgestattet. Sie sind in eleganten Naturtönen gehalten und mit dunklen Holzmöbeln eingerichtet.

Das Regionalmuseum ist 450 m und das nationale Naturschutzgebiet Magallanes 20 km vom Hotel entfernt. Am Tourenschalter erhalten Sie Tipps und Ratschläge.

Vom Flughafen Presidente Ibañez trennen das Dreams del Estrecho 6 km. Sollten Sie mit Ihrem eigenen Fahrzeug anreisen, können Sie kostenfrei am Hotel parken.





POLAR ADVENTURES

Schiffs- und Flug- Expeditionen
in Arktis und Antarktis

OFFLINE-KATALOG-ANFORDERUNG

Sehr geehrte Reise-Interessenten. Vielen Dank für Ihr Interesse und den Download eines digitalen Kataloges im PDF-Format.

Gerne senden wir Ihnen zusätzlich bei weitergehendem Interesse die ausgewählten PDF-Inhalte als gedruckte Version auf dem Postweg.

Bitte nennen Sie unten den gewünschten Katalog und senden Sie dieses Formular per Post oder Fax an uns zurück.

Bitte senden Sie mir den aktuellen Katalog für folgendes Schiff/ Tour:

--

Bitte senden Sie den ausgewählten Katalog an folgende Adresse:

Vorname + Name

Telefonnummer

--	--

Strasse + Nr.

Faxnummer

--	--

PLZ + Wohnort

e-mail-Adresse

--	--

Bitte per Post an:

oder per Fax an 04131-54255

an POLARADVENTURES Schiffs- und Flug-Expeditionen in Arktis und Antarktis Heinrich-Böll-Str. 40 D-21335 Lüneburg
--

POLAR ADVENTURES

Schiffs- und Flug- Expeditionen in Arktis und Antarktis

**Unverbindliche Buchungsanfrage per Fax an 04131-54255 oder per Post an
Polaradventures, Heinrich-Böll-Str. 40, D-21335 Lüneburg, Deutschland**

Bitte unterbreiten Sie mir ein unverbindliches Angebot für folgende Leistungen:

- ☐ Veranstalter-Angebot mit Insolvenzversicherung nach deutschem Reiseveranstalterrecht + Preis in EUR
☐ Direkt-Angebot der ausländischen Reedereien (ausländ. Reiserecht + Preis in USD zum Tageskurs in EUR)

Schiffsname		
Reisenname/ -Route		
Abfahrt von - bis (tt/mm - tt/mm/jj)		
Alternative Abfahrt (tt/mm - tt/mm/jj) (falls ausgebucht)		
Kabinenkategorie		
Alternative Kabinenkategorie (falls ausgebucht)		

- ☐ Doppelkabine ☐ Doppelkabine zur Einzelnutzung ☐ Halbe Doppelkabine zur Mitbenutzung

Zubringerflüge:

Abflughafen		
Hinflugdatum (tt/mm/jj)		
Rückflugdatum (tt/mm/jj)		
bevorzugte Airline		

☐ Economy-Class ☐ Business-Class

Zusätzliche Hotelübernachtungen:

Hotelname/Übernachtungsort		
Aufenthalt von - bis (tt/mm - tt/mm/jj)		
Hotelname/Übernachtungsort		
Aufenthalt von - bis (tt/mm - tt/mm/jj)		

Reiseversicherungen:

- ☐ keine
☐ Reiserücktrittskostenversicherung
☐ Komplettschutz (Reiserücktritts-, Kranken-, Unfall-, Gepäck- und Notfallversicherung)

Persönliche Angaben:

1. Reiseteilnehmer Vorname, Name / Geburtsdatum		
2. Reiseteilnehmer Vorname, Name / Geburtsdatum		

Angebot bitte:

<input type="checkbox"/> per Email an (Emailadresse)		
<input type="checkbox"/> per Fax an (Nummer)		
<input type="checkbox"/> per Post an (Vorname & Name) (Straße & Nr.) (PLZ & Wohnort)		